

WS6 C46C (D406)




WS6 A33C (D406)



WS6 C46C (D406)




WS6 A33C (D406)



WS1 C48C (D451)



WS1 A33C (D451)



WSA C45C (D369)



Birdy

HF1

Axle Width: 100/135
F/R: 20/24H (J-bend)



HF2 (Disc)

Axle Width: 100/135
F/R: 24/24H (J-bend)



HF2 PARCA (Silent)(Disc)

Axle Width: 100/135
F/R: 24/24H (J-bend)



Brompton

HF4

Axle Width: 74/112
F/R: 20/28H (J-bend)



HB1

Axle Width: 74/112
F/R: 16/20H (Straight Pull)



HB1 PARCA (Silent)

Axle Width: 74/112
F/R: 16/20H (Straight Pull)



Dahon

HF3

Axle Width: 74/130
F/R: 20/24H (J-bend)



HF1

Axle Width: 100/135
F/R: 20/24H (J-bend)



Dahon (Axle Width: 74/130)

P/N	Hubs	Bearing	Hub Color	Rim	Rim Color	F/R (H)	W/H/D (mm)	Weight (g)
WS6 C46C F3	HF3	<input type="checkbox"/> Steel <input type="checkbox"/> Ceramic	1 2 3 4 No.____	Carbon (D406)	12K Carbon	20/24	24/46/406	1225
					Carbon Forged			1158
Alloy (D406)				1 2 3 4 No.____	22/33/406		1142	
Carbon (D451)				12K Carbon	24/48/451		1280	
				Carbon Forged			1220	
WS1 A33C F3			Alloy (D451)	1 2 3 4 No.____	22/33/451	1230		

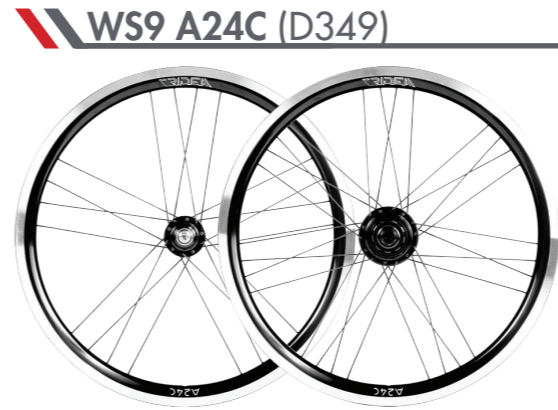
Moulton (Axle Width: 100/135)

P/N	Hubs	Bearing	Hub Color	Rim	Rim Color	F/R (H)	W/H/D (mm)	Weight (g)
WS6 C46C F1	HF1	<input type="checkbox"/> Steel <input type="checkbox"/> Ceramic	1 2 3 4 No.____	Carbon (D406)	12K Carbon	20/24	24/46/406	1225
					Carbon Forged			1158
Alloy (406)				1 2 3 4 No.____	22/33/406		1260	
Carbon (D369)				12K Carbon	24/45/369		1140	

Moulton

FOLDING BIKE WHEELSET CATALOG

- 1 Black
- 2 Red
- 3 Gold
- 4 Silver
- 9 Champagne
- CT Carbon 12K
- CF Carbon Forged



Birdy (Axle Width: 100/135)

P/N	Hubs	Bearing	Hub Color	Rim	Rim Color	F/R (H)	W/H/D (mm)	Weight (g)
WS5 C44C F2P	HF2 PARCA (Disc)	Ceramic	Black	Carbon (D355)	12K Carbon	24/24	24/44/355	1208
WS5 C44C F2	HF2 (Disc)	<input type="checkbox"/> Steel	1 2	Alloy (D355)	Black		22/33/355	1190
WS5 A33C F2	HF2 (Disc)	<input type="checkbox"/> Ceramic	3 4 No. _____		Carbon (D406)	12K Carbon	20/24	24/46/406
WS6 C46C F2P	HF2 PARCA (Disc)	Ceramic	Black					
WS6 C46C F2	HF2 (Disc)	<input type="checkbox"/> Steel	1 2	Carbon (D406)	12K Carbon	20/24	24/46/406	1225
WS6 C46C F1	HF1	<input type="checkbox"/> Ceramic	3 4 No. _____					
WS6 C46C F2P	HF2 PARCA (Disc)	Ceramic	Black	Carbon Forged	12K Carbon	24/24	24/46/406	1158
WS6 C46C F2	HF2 (Disc)	<input type="checkbox"/> Steel	1 2					
WS6 A33C F1	HF1	<input type="checkbox"/> Steel	3 4	Alloy (D406)	12K Carbon	20/24	22/33/406	1260
WS6 A33C F2	HF2 (Disc)	<input type="checkbox"/> Ceramic	3 4 No. _____					

Brompton (Axle Width: 74/112)

P/N	Hubs	Bearing	Hub Color	Rim	Rim Color	F/R (H)	W/H/D (mm)	Weight (g)
WS9 A33C F4	HF4	<input type="checkbox"/> Steel <input type="checkbox"/> Ceramic	1 2 3 4 No. _____	Alloy (D349)	1 4 9 No. _____	20/28	22/33/349	1075
WS9 A24C F4							22/24/349	980
WS9 C35C F4				HB1	<input type="checkbox"/> Steel <input type="checkbox"/> Ceramic	No. _____	12K Carbon	No. _____
WS9 C35C B1	23/35/349	970						
WS9 C35C B1P	HB1 PARCA	Ceramic	Black				Carbon (D349)	1 2 3 4 No. _____
WS9 C35C B1	HB1	<input type="checkbox"/> Steel <input type="checkbox"/> Ceramic	1 2 3 4 No. _____	Carbon Forged	No. _____	16/20	23/35/349	970
WS9 C35C B1P	HB1 PARCA	Ceramic	Black					